





LITTER BOX GUIDANCE 101

How often to clean your litter boxes:

SCOOP

- 🐾 Minimum of once per day, ideally twice a day |  [Watch](#)

FULL DUMP AND CLEAN

- 🐾 Every two weeks to a month, depending on the litter, dump all of the litter.
- 🐾 For pellet litters, it would be weekly.
- 🐾 Wash the box with mild dish soap and scrub and rinse |  [Watch](#)
- 🐾 Refill with all-new litter.

LITTER BOX AMOUNT

- 🐾 A minimum of one litter box per cat, plus one box
- 🐾 Add more boxes depending on your home's square footage and how many levels are.



What length should your litter box be?



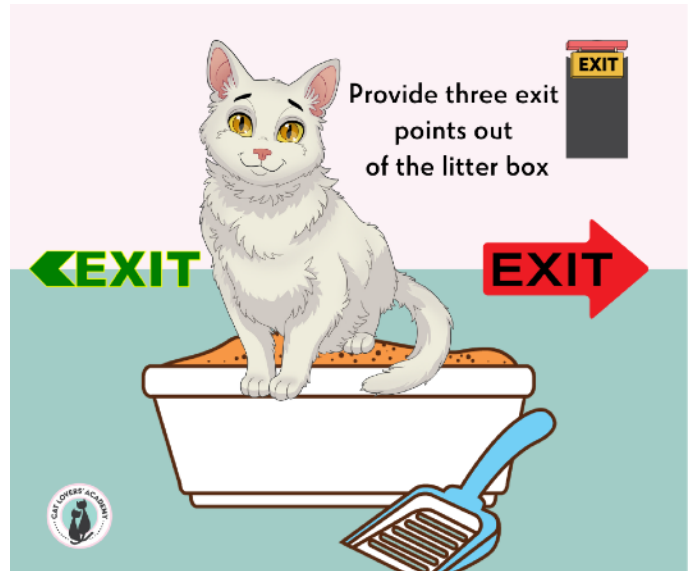
of your cats body, including their tail

LITTER BOX SIZE

- 🐾 Length - one and a half the length of the cat
- 🐾 Height - the entry point should be no higher than the lowest part of the belly
- 🐾 For cats that stand to pee, aka "high-sided pee-ers," the back and sides should be high to catch their urine with low entry points

LITTER BOX LOCATION

- 🐾 In an area that allows the cat to exit the litter box in three directions
- 🐾 Spread the boxes throughout the home
- 🐾 For multi-level homes, one on each level of the home
- 🐾 For large homes, on each end of the home
- 🐾 In a quiet area without loud appliances
- 🐾 In low-traffic areas
- 🐾 Away from food and water, preferably these should be in different rooms.
- 🐾 In an area that is well lit 24/7



SUBSTRATE

- 🐾 Clumping clay in at least one box
- 🐾 Unscented
- 🐾 Find your cats preference, not your preference

THE DOs

- 🐾 Spend time finding your cat's preferences in litter boxes; it's not the same for each cat.
- 🐾 Clean often, more than you think. No one wants to use a toilet with waste in it. Your cat doesn't want to, either.

THE DON'Ts

- 🐾 Don't use liners
- 🐾 Don't use lids
- 🐾 Don't hide the litter box; cats can trap each other.
- 🐾 Don't put litter boxes next to each other.

WHAT TO DO NEXT:

Contact us for help! - www.catloversacademy.com